


Front Landscaping Package



Design to Installation

Step by Step Guide

1.

INITIAL CONTACT
FROM DEVELOPER

2.

LAC WILL MAKE
CONTACT WITH
HOMEOWNER

3.

ONSITE DESIGN
CONSULT WITH
HOMEOWNER

4.

LANDSCAPE PLAN
DRAWN & QUOTE
CREATED (If
Required)

5.

HOMEOWNER TO
APPROVE PLAN &
QUOTE

6.

HOMEOWNER
PREPARES PROPERTY
FOR LANDSCAPING
(See following Page)

7.

SITE SUPERVISOR
WILL INSPECT SITE

8.

INSTALLATION
SCHEDULED
(If site is ready)

9.

CONTROLLER & CUT
IN INSTALLED (Prior
to main landscaping)

10.

IRRIGATION
INSTALLED

11.

LANDSCAPING
INSTALLED

12.

TURF INSTALLED

13.

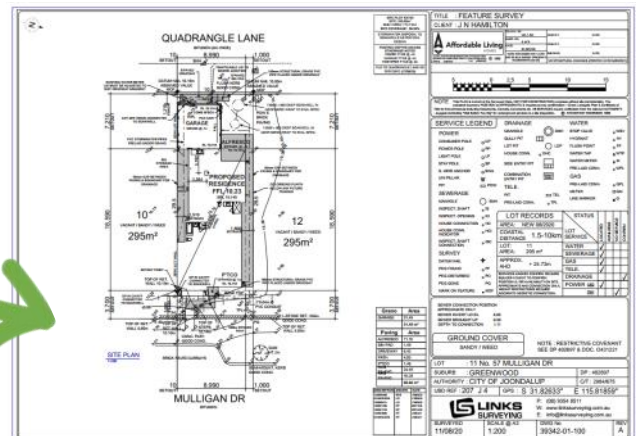
HOMEOWNER
CONTACTS WATER
CORP (See following
Page)

14.

COMPLETION OF JOB
& HANDOVER WITH
SUPERVISOR (Upon
request)



**PLEASE SEND US
A COPY OF YOUR
FINAL SITE PLAN**



Terms & Conditions

PLEASE READ ALL ITEMS BELOW CAREFULLY AND IF YOU HAVE QUESTIONS OR CONCERNS CONTACT US TO DISCUSS

- A 90mm pipe to be installed under the driveway and to be marked & visible (if unsure please contact your builder to confirm)
- A 20mm conduit pipe (with draw string) has been installed beneath Meter box IF there is paving directly below
- If proceeding with rear landscaping, & if paving exists down the side of house, a 90mm pipe will need to be installed from front to rear prior to paving
- The Crossover & all paving/poured limestone/garden edging etc, must be completed PRIOR to landscaping
- Areas to be landscaped (including all verges) must be cleared of all rubbish, rocks & builder rubble. Final soil levels must be at 40mm below all paving. If synthetic is to be installed, the levels will need to be 75mm below paving

IF YOU REQUIRE ASSISTANCE WITH PREPARING YOUR SITE, PLEASE SPEAK TO YOUR CONSULTANT OR SUPERVISOR FOR AN OBLIGATION FREE QUOTE

- Handover must have occurred PRIOR to install
- All boundary fences must be installed PRIOR to install
- The plumbing & electrical contractors may attend site WITHOUT notice, PRIOR to the main install dates
- You will need to contact the Water Corp on the DAY OF THE INSTALL to arrange a WATERING EXEMPTION. We will program the controller as per the exemption, so if no exemption has been applied for, you may receive a fine. LAC accepts NO responsibility for fines

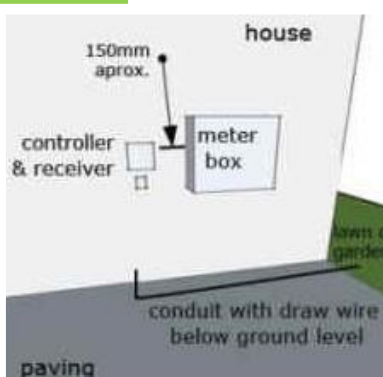
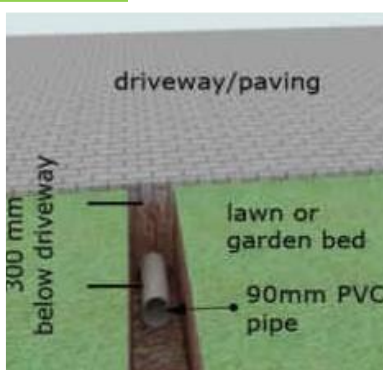
CONTACT WATER CORP FOR AN EXEMPTION ON

Phone: 13 10 39

Website: <https://www.watercorporation.com.au/Help-and-advice/Watering-days/Apply-for-a-watering-exemption/Apply-for-a-watering-exemption>

- Client is responsible to change the controller back to their designated watering days, once exemption expires
- Controller door must be CLOSED SECURELY AT ALL TIMES, to adhere to warranty conditions. Warranty will be void if this does not occur
- Reticulation is covered by a 12 month warranty. This EXCLUDES damage or neglect (including blocked nozzles). Warranty on the plants will be determined once checked by the supervisor. Neglect and vehicular or pedestrian damage will not be covered

PLEASE SIGN & RETURN PLAN & QUOTE (if proceeding) TO CONSULTANT TO PROCEED



Completion

ONCE ALL YOUR LANDSCAPING HAS BEEN COMPLETE AND YOU ARE HAPPY WITH THE END RESULT, PLEASE SIGN & RETURN THE COMPLETION CERTIFICATE SHOWN ON THE NEXT PAGE

This will set your Warranty for your irrigation in place, which will last for 12 months from date of completion

OUR GOAL IS TO ENSURE YOU ARE HAPPY AND ENJOY YOUR NEW GARDEN. IF YOU HAVE ANY CONCERNS OR QUESTIONS, PLEASE DON'T HESITATE TO CONTACT US.
WE ARE HERE TO HELP!

We will provide you with a maintenance guide to help you in caring for your new garden. The first 6 months is key to ensuring your garden lasts for many years to come, so please ensure you read the care booklet and look after your garden. We would be happy to provide an onsite handover with you if you would like, which can also assist in any maintenance questions you may have.

HANDOVER

If you would like to have an onsite handover with the supervisor, please contact him direct, or contact your head office to organize.

John: 0466 561 992

Head Office: 6319 7766



Thank You

for the opportunity to work with you
and complete your landscaping. We
hope you enjoy your garden!

CERIFICATE OF COMPLETION

NAME: _____

LOT: _____ ADDRESS: _____

EMAIL: _____

I/we confirm

- The reticulation & landscaping has been completed at this address and works are as per the landscape plan
- I/we are satisfied with the finished works
- I/we have received our maintenance pack and understand what is required to ensure the best outcome for the garden
- I/we accept full responsibility for changing the controller once watering exemption has expired
- I/we understand the controller door must be closed at all times to adhere to warranty conditions

COMMENTS: _____

SIGNATURE: _____ DATE: _____

Please return this form to: **John.Pavlovich@lac.com.au**

14 Lyall Street, South Perth, 6151